

Електронний журнал «Ефективна економіка» включено до переліку наукових фахових видань України з питань економіки (Категорія «Б», Наказ Міністерства освіти і науки України № 975 від 11.07.2019). Спеціальності – 051, 071, 072, 073, 075, 076, 292. Ефективна економіка. 2024. № 11.

DOI: <http://doi.org/10.32702/2307-2105.2024.11.46>

УДК 330.3

O. Chaikin,

PhD in Economics, Polissia National University

ORCID ID: <https://orcid.org/0000-0003-2985-0407>

INCLUSIVE DEVELOPMENT OF THE NATIONAL ECONOMY AS A PREREQUISITE FOR POVERTY ERADICATION

O. B. Чайкін,

к. е. н., Поліський національний університет

ІНКЛЮЗИВНИЙ РОЗВИТОК НАЦІОНАЛЬНОЇ ЕКОНОМІКИ ЯК ПЕРЕДУМОВА ПОДОЛАННЯ БІДНОСТІ

The article examines the issue of the national economy inclusive growth as the key factor that provides prerequisites for poverty eradication and the sustainable development goals achievement. The analytical assessment of the current and target values of the main indicators of SDG 1 “Poverty eradication” achievement is presented, while the main characteristics of dynamic processes of the national economy inclusive growth under the sustainable economic growth conditions are given. SDG targets and indicators in social sphere are indicated, overcoming poverty in all its manifestations, in particular, which are the informational, statistical and analytical basis for monitoring the implementation of sustainable development in the context of the national economy inclusive growth

provision. It is noted that in Ukraine there is a historically high share of the population whose average per capita equivalent aggregate expenditure is lower than the actual subsistence minimum, however, there are certain declared goals that can become a prerequisite for social gaps reduce, increasing the coverage of the poor population by targeted social support programs. Based on the analysis of the current and target values of the main indicators of the achievement of the SDG 1 "Poverty eradication" it is concluded that in the last decade, there have been certain positive shifts worldwide, however, due to the recent COVID-19 pandemic, systematic crisis phenomena, war in Ukraine, social tension and stratification of the population only increased. The issue of the declared goal of the share of food costs in the aggregate costs of national households reduce achievement is more relevant than ever, and its solution significantly affects the economic, social and territorial cohesion of communities, social protection of vulnerable parts of the population, identifying potential results of the national economy inclusive growth. It is justified that inclusive economic growth is the prerequisite for poverty overcome, increasing the involvement of all strata of the population in the social benefits creation and economic results fair distribution, ensuring the cohesion and ability of society to effectively solve a significant part of the growing socio-economic challenges.

У статті розглядається питання інклюзивного зростання національної економіки як ключого фактора, що забезпечує передумови подолання бідності та досягнення цілей сталого розвитку. Представлена аналітична оцінка поточних та цільових значень основних індикаторів досягнення цілі сталого розвитку І «Подолання бідності», наведено основні характеристики динамічних процесів інклюзивного зростання національної економіки за умов сталого зростання економіки. Наведено завдання та індикатори ЦСР у соціальній сфері, зокрема подолання бідності в усіх її проявах, які є інформаційною, статистичною та аналітичною основою для моніторингу імплементації сталого розвитку у контексті забезпечення

інклюзивного зростання національної економіки. Зазначено, що в Україні історично високою є частка населення, чії середньодушові еквівалентні сукупні витрати є нижчими за фактичний прожитковий мінімум, проте існують певні задекларовані цілі, які спроможні стати передумовою скорочення соціальних розривів, зокрема збільшення охоплення бідного населення адресними програмами соціальної підтримки. На основі аналізу поточних та цільових значень основних індикаторів досягнення цілі сталого розвитку 1 «Подолання бідності», зроблено висновок, що останнє десятиріччя в світі відбулися певні позитивні зрушення, проте через нещодавню пандемію COVID-19, систематичні кризові явища, війну в Україні, соціальна напруга та стратифікація населення лише збільшились. Питання досягнення задекларованої цілі зменшення частки витрат на харчування у сукупних витратах національних домогосподарств є як ніколи актуальним, та його вирішення значною мірою впливає на економічну, соціальну та територіальну згуртованість громад, соціальний захист уразливих частин населення, ідентифікуючи поточні результати інклюзивного зростання національної економіки. Обґрунтовано, що інклюзивне економічне зростання є передумовою подолання бідності, підвищуючи залученість усіх верств населення до створення соціальних благ та чесному розподілу економічних результатів, забезпечуючи згуртованість та спроможність суспільства ефективно вирішувати значну частину зростаючих соціально-економічних викликів.

Keywords: sustainable development goals, SDG 1, economic growth, inclusive growth.

Ключові слова: цілі сталого розвитку, ЦСР 1, економічне зростання, інклюзивне зростання.

Statement of the problem in a general form and its connection with important scientific or practical tasks. Dominant economic growth models of

national economies in the world focus only on economic growth itself, while disregarding both the social and ecological components of development, which causes growing economic and social inequality, deepens absolute poverty, especially among developing countries. In the world developed countries poverty is considered when the income and resources of an individual or a household are lower than those that are considered adequate or socially acceptable for the society in which they live. Poor people often cannot fully participate in economic and social societal processes, which are considered the norm for other individuals, and the implementation of their basic rights and opportunities becomes limited. Management of the inclusive development of the national economy involves the implementation of systems of stimulating measures, supporting and regulatory nature, aimed at creation of conditions for all members of society without exception opportunities realization, regardless of their gender, age, nationality, religion, place of residence, physical or material capabilities, belonging to any other social groups which in turn creates prerequisites for solving complex socio-economic problems such as poverty, economic and social inequality, population stratification, social gaps, population decohesion.

The methodological basis of the research is general scientific and specific methods of economic phenomena and processes cognition. Therefore, the following methods have been applied: monographic (while the recent research on sustainable development concept and inclusive economic growth place in the achievement of poverty alleviation study); logical generalization (while current situation on SDG 1 “Poverty eradication” indicators achievement and inclusive development prospects issues defining); economic and statistical (when current and target values of the main SDG 1 “Poverty eradication” indicators achievement analysis conduction); abstract-logical (when obtained during the SDG 1 “Poverty eradication” study targets achievement data interpretation); graphic (for visual presentation of sustainable development of education as a basis for inclusive economic growth indicators planed change); heuristic (when key scientific and research findings generalization and highlighting the future research area).

Analysis of recent research and publications. Modern studies of the synergistic effect of the sustainable development goals realization shed light onto meeting the Millennium Development Goals (MDGs); and balancing economic development, environmental sustainability, and social inclusion for human well-being, poverty alleviation and reducing inequalities that will have compound positive effects on all SDGs [1]. Fukuda-Parr S. notes that global development goals have become increasingly used by the UN and the international community to promote priority objectives, so analyzed the MDGs as an example to argue that global goals activate the government's power of numbers to create incentives for national economy, but the powers of simplification, reification and abstraction lead to broader unintended consequences when the goals are misinterpreted as national planning targets and strategic agendas, and when they enter the language of development to redefine concepts such as development and poverty [2]. Global political milestones of greater importance to the emergence and evolution of sustainable development and inclusive economy growth were justified by Quental N., Lourenco J. and Silva N. [3]. Kanza Satrio M., Amar S. and Aimon H. determines that economic growth does not reduce poverty. Economic growth alone is not enough to solve the problem of poverty and economic inequality, while inclusive, development that not only increases output but also equalizes income distribution, reduces unemployment, and alleviates poverty, can solve the issue [4].

Georgescu M. and Herman E. reasonably claim that according to the correlation and regression analysis results it is worth to suggest that the high level of inclusive and sustainable development in some European Union countries can be mainly explained by high labor productivity, an efficient sectoral structure of employment, a low level of vulnerable and precarious employment, and low working poverty [5]. Beugelsdijk S. and Schaik T. studied whether regional differences in economic growth are related to social capital, in the form of generalized trust and associational activity and substantiated that growth differentials in European regions are positively related to social capital measured as associational activity which indirectly becomes the basis for overcoming

poverty in the long term [6]. To support the EU's economic growth potential and its social models to smart, sustainable and inclusive growth transformation the quality of our education improvement, research performance strengthening, innovation and knowledge transfer promotion, making full use of information and communication technologies and ensuring that innovative ideas can be turned into new products and services that create growth, quality jobs and help address European and global societal challenges are required [7].

Kates R., Parris T. and Leiserowitz A. determines the core principle of social and economic justice as elaborated by principles of equitable economy, eradication of poverty, and the securing of gender equality and the rights of indigenous peoples. In turn, each of these principles is should further be explicated with specific actions or intentions [8]. Gupta J. and Vegelin C. determine that there is the number of reasons that justify social inclusiveness, namely: humanitarian and normative concerns for the most vulnerable; legal reasons call for the protection of the dignity and human rights of people; economic reasons aim to promote social well-being and participation of the poor in labour and consumption markets; national security reasons justify meeting the needs of humans; democratic and communist discourses require sharing the results of prosperity with all; public health reasons require investing in the conditions in which the poor live to prevent the spread of poverty related diseases such as cholera, typhoid and others; and international reasons to ensure sustainable societies both within and across borders. They conclude that the direct and indirect drivers of poverty, exclusion, and environmental degradation operate from the local, national to the global level, involving marginal to extremely powerful actors [9]. In case of inclusive economic growth, sustainable and long-term life improvement of all population segments would be ensured, which not only stimulates the acceleration of GDP growth, but also state regulation aimed at subsidies redistribution and targeted use of public investment on social infrastructure networks, education and health systems, cultural and personal development expansion [10]. The creation of added value and the further equitable distribution of wealth and social benefits, should become the

basis for ensuring the inclusive development of both individual territories and the national economy as a whole [11].

The analysis of the main macroeconomic indicators of national economics can show the high level of economic development achievement, but at the same time, a significant part of the population is not "included" in the process of creating and dividing GDP, and, accordingly, in the distribution of public goods, as a result of which there is a property stratification of the population and a number of related problems arise, the main among which is poverty. Thus, with the dominant model of economic development practiced by most countries of the world, economic and social inequality is growing, absolute poverty is deepening, and the well-being of a large part of the population is not improving [12]. Lim M., Sogaard Jorgensen P. and Wyburn C. highlighted that the Sustainable development goal 1 (SDG1) treats poverty as equal wherever it may occur. However seemingly comprehensive, the lack of focus leaves the goal open to being construed in a way that fails to address marked differences in the reality of poverty in different countries and regions. Which in the pessimistic scenario will lead to wealthier nations focusing first on addressing poverty needs at the local, national level leaving the much greater deprivation in the poorest nations as an afterthought [13]. Zinchuk T. and Kutsmus N. determine implementation of smart and inclusive development ideas that will ensure sound conditions for participation of all categories of rural society in socio economic transformations and multiply the value of human and social capital, its ability to effectively use endogenous potential of rural areas and produce competitive goods and services as one of the most significant preconditions for sustainable development of rural economy of Ukraine [14]. However, this approach ignores the issues of rural population equal access to economic benefits and opportunities, the creation of a conditions for the economic self-realization of each member of society, which ensures social cohesion.

Formulation of the goals of the article. The purpose of the article is to substantiate the inclusive growth of the national economy as a key factor that

provides the prerequisites for overcoming poverty and achieving sustainable development.

Presentation of the main research material. The coronavirus disease 2019 (COVID-19) pandemic and active armed aggression against Ukraine have put steady progress in poverty reduction over the past decades into reverse, with the number of people in extreme poverty increasing for the first time in a generation. Now, steady rising inflation and the impacts of the war in Ukraine significant population stratification probably would derail progress further. The combined worldwide crises possibly could lead to an additional 75 million to 95 million people living in extreme poverty in 2025, compared with pre-pandemic projections which would greatly impact the sustainable development initiatives and inclusive growth of national economies. While the most of developed countries have introduced new social protection measures in response to the crisis, many were short-term in nature, and large numbers of vulnerable people have not yet benefited from them. First COVID-19, and now the war, are derailing progress on ending extreme poverty and inclusive growth of national economy achievement.

It should be noted that, between 2015 and 2018, global poverty continued its historical decline, with the extreme poverty rate falling from 10 % to 8 %. Which indicates that the number of people living on less than 1.90 US dollar a day dropped from 740 million to 656 million. As COVID-19 and war conflict worldwide made a severe dent in that progress, the global poverty rate increased sharply from 2019 to 2020, from 8 % to 9 %, which indicates the first significant rise in extreme poverty since 1990-s. Currently, insignificant progress has been made since then in catching up to the pre-COVID and pre-war trend. According to the forecasts for 2022 estimate that 75 million more people than expected prior to the pandemic will be living in extreme poverty. Significantly rising food prices, its deficit on the global market and the broader impacts of the war in Ukraine could push that number even higher, to 95 million, leaving the world even further from meeting the target of ending extreme poverty by 2030 (Fig.1).

International experience shows the possibility of poverty and social exclusion reduce with the use of means of social and economic policy by expanding access to social services of education, health care and other social services, improvement of the environment and use of natural resources, especially in rural areas. At the beginning of the millennium, Ukraine demonstrated certain successes in poverty overcome, however, the accessibility and equality of receiving services and resources for development issues were constantly aggravated, which further increased the gap between the population strata. The state system of social support for vulnerable population groups insufficiently performed the functions assigned to it and had low social and economic efficiency.

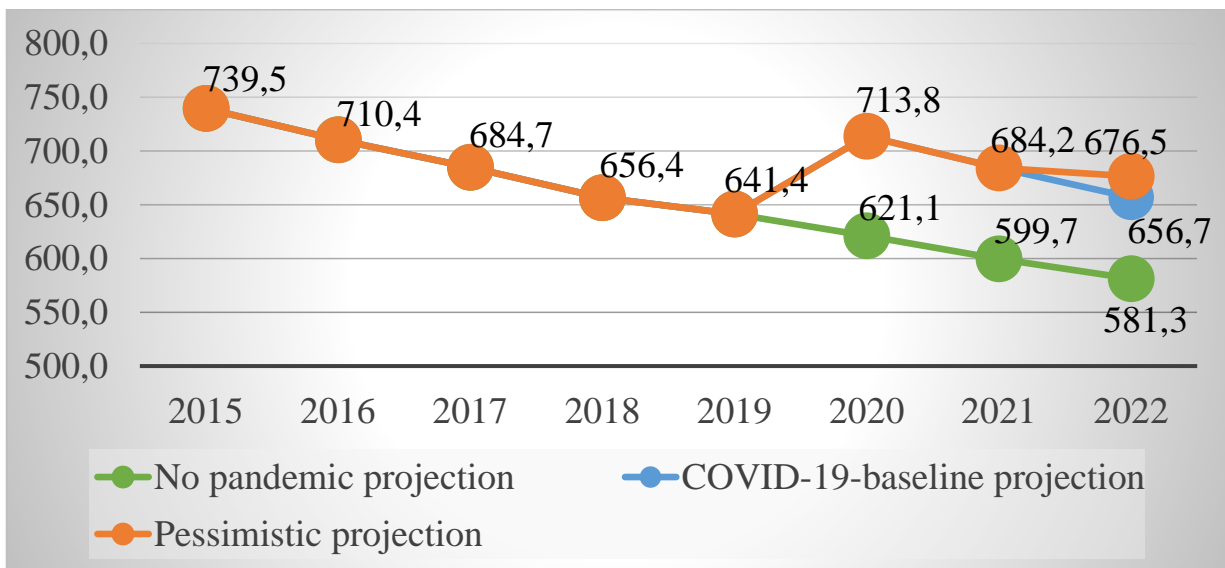


Fig.1. Number of people living on less than \$1.90 a day, 2015–2018, 2019–2022 projection before and after COVID-19 (millions)

Source: designed according to the data of United Nations Statistics Division

One of the main and the most significant factors in the aggravation of poverty issues was the deterioration of the labor market, especially in regions with a large concentration of forcibly displaced persons and rural areas. Current state influence mechanisms on the labor market do not meet modern requirements and challenges and need a radical revision. It is necessary to expand access to productive employment, promoting the growth of the population's income from employment and payments in the state social insurance system to ensure decent work

conditions, involving all the population strata in the process of creating a public good and distributing its economic and social results.

Currently, taking into account the worldwide generally accepted principles and approaches regarding the national economies sustainable development and inclusive growth implementation and using a wide range of informational, statistical and analytical materials, the national system of Sustainable Development Goals was developed (86 targets of national development and 172 indicators for their monitoring), which provides a solid foundation for further development planning for sustainable and inclusive growth of the state and systematic monitoring of the state set goals achievement. In particular, a number of targets (3) and indicators (5) of the national system relate to SDG 1 “End poverty in all its forms everywhere” (Tab. 1).

Tab. 1. Targets and Indicators of SDG 1 Achievement

Target	Indicator	Disaggregation
Reduce the poverty level by 4 times, by eliminating its extremes forms in particular	The share of the population whose average per capita is equivalent aggregate costs are lower than actual (estimated) living wage, %	By age (under 18 years, 18–34 years, 35–59 years old, over 60 years old)
		By gender
	The share of people whose daily consumption is lower than 5.05 USD per PCS, %	-
Increase coverage of the poor population with targeted programs social support	Share of the poor who are covered by state welfare support, in the total number of the poor population, %	By age (under 18 years, 18–34 years, 35–59 years old, over 60 years old)
		By gender
		According to the presence of children in the household
Increase the sustainability of socially vulnerable population groups	The ratio of poverty levels of households with children and households without children, times	By type of residence place (urban / rural)
		By gender of the household head
	The share of food expenses in total household expenses, %	By type of residence place (urban / rural)
		By decile groups (Defined by average per capita equivalent total incomes)

Source: designed according to the data of Ministry of Economy of Ukraine

The government of the country and Ministry of Economy of Ukraine introduced the initiative and during 2016 coordinated the inclusive process of discussion of the SDGs by the following groups: poverty alleviation; fair social development; sustainable economic growth and employment; effective, accountable and inclusive governance and justice for all; ecological balance and building resilience; population cohesion. Given the significant changes, that took place during the years of independence and the establishment of market relations in the country, which required the application of radically new approaches to the economic development strategic planning system, in response to which the SDGs were adapted, it can be concluded that there have been certain positive developments in this direction (Tab. 2). However, systematic crisis phenomena, corruption challenges, social tension and stratification, exacerbated by the global pandemic and active armed resistance to external aggression largely eliminate these positive trends.

Tab. 2. Current and Target Values of the SDG 1 Main Indicators Achievement

Indicator	2015	2020	2025	2030	2030 to 2015	%
The share of food expenses in total household expenses, %	58.3	30.0	20.0	15.0	-43.3	-74.3
The share of people whose daily consumption is lower than 5.05 USD per PCS, %	2.2	0.5	0.0	0.0	-2.2	-100.0
Share of the poor who are covered by state welfare support, in the total number of the poor population, %	56.3	65.0	75.0	85.0	28.7	51.0
The ratio of poverty levels of households with children and households without children, times	1.8	1.6	1.4	1.3	-0.5	-28.2
The share of food expenses in total household expenses, %	54.6	50.0	40.0	30.0	-24.6	-45.1

Source: calculated according to the data of Ministry of Economy of Ukraine

It is worth noting that today, despite the legally declared social programs, projects and initiatives, actual population share whose average per capita

equivalent aggregate expenditure is lower than the actual living wage remains quite significant. Based on the open data, it can be concluded that in 2015, the share of such population was more than 58 %. Considering the current state of the national economy, due to the negative consequences of the pandemic and active hostilities on the territory of the country, the achievement of the planned 15 % value of this indicator in 2030 is doubtful.

A significant share of the population, whose average per capita equivalent aggregate expenditure is lower than the actual subsistence minimum, whose daily consumption is less than 5 US dollars, the growing real share of the population's income spent on basic nutrition – all this negatively affects the population social cohesion, increases social and economic gaps, causes imbalances of individual territories development, worsens the chances of a significant part of population to obtain equal opportunities, meeting even basic needs which significantly limits the possibilities of inclusive and sustainable growth of the economy in general.

Poverty and social exclusion are felt more and more increasingly sharper in the conditions of a new wave of crisis. Long-term reform of the social support system in Ukraine and attempts to transfer it to the principles of addressability have not yet yielded tangible results. Although the vast majority of programs require income verification and targeted aid assignment, currently its timely delivery is adversely affected by hostilities.

Currently, the declared decrease in the share of the population, whose average per capita equivalent aggregate expenditure lower than the actual subsistence minimum by 74 %, from 58 % in 2015 to 15 % already in 2030, taking into account the current state of the national economy and existential challenges, remains in question and requires significant efforts both in the middle of the country, and partner support (Fig.2). However, it is positive to understand the need to cover such layers of leadership with state social and economic support, in particular, it is planned to increase the share of poor citizens, who are covered by state social support, in the total number of poor population by 51 %, this share in 2030 should be 85 %.

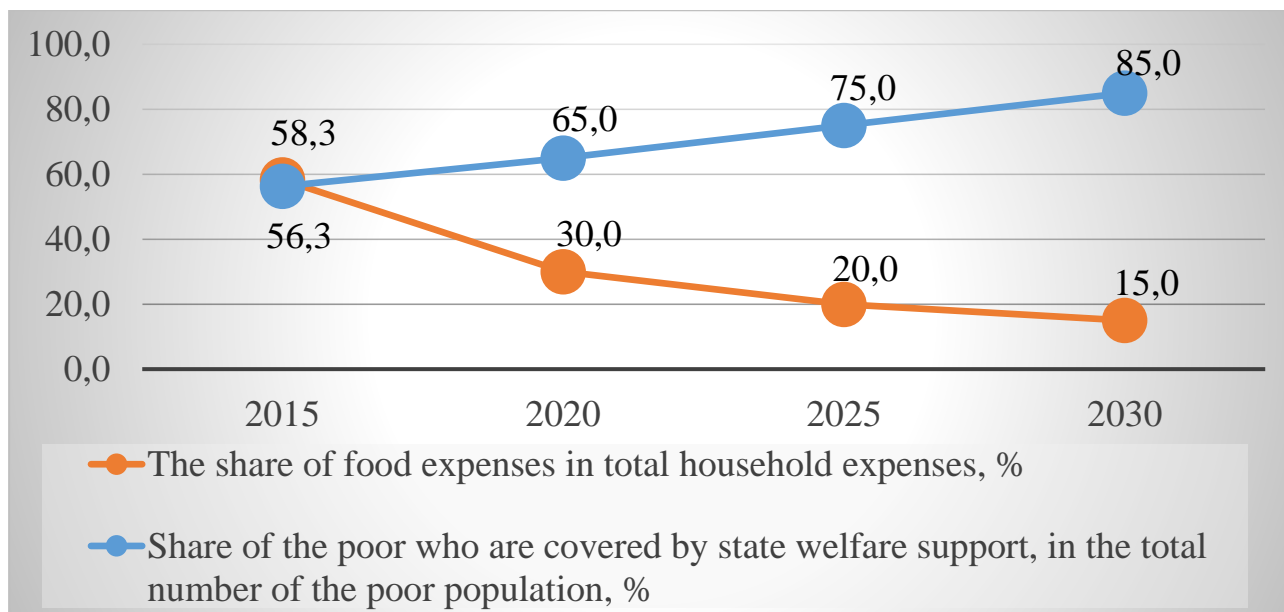


Fig. 2. Comparison of the Forecasted Poverty Indicators Dynamics in Accordance with the SDG 1 Achievement

Source: designed according to the data of Ministry of Economy of Ukraine

Children are a particularly vulnerable population category, and compliance with their rights and legitimate interests is one of the state's priorities. In accordance with international standards, in all actions regarding children, primary attention is paid to ensuring their best interests, and in the conditions of an armed conflict – minimizing its negative consequences, including socio-economic ones. That is why it is one of the indicators of successful implementation of sustainable development and inclusive growth of the national economy is the reduction in the ratio of poverty levels of households with children and households without children (Fig.3).

In particular, it is planned to reduce the poverty ratio of households with children and households without children to 1.3 in 2030, which is almost 30 % less compared to this indicator in 2015 (1.8). However, currently it is not possible to reduce the risks of poverty of vulnerable segments of the population, primarily families with children. Poverty rates for families with children are twice the corresponding values for households, which consist of adults, which indicates the depth of the problem.

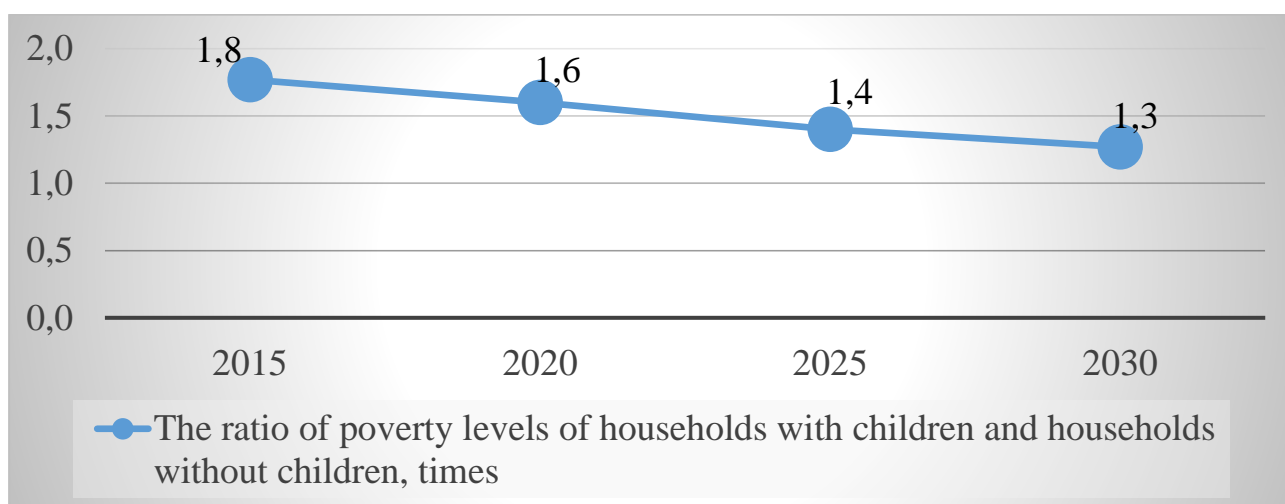


Fig. 3. Dynamics of the Ratio of Households with Children and Households without Children Poverty Levels, times

Source: designed according to the data of Ministry of Economy of Ukraine

It should be noted that large families having many children have the highest risks of poverty in both monetary and non-monetary dimensions. In Ukraine, there is the tendency of increase the scale of poverty with the decrease in the size of the settlement (in large cities, the scale of poverty decreases, which is associated with the expansion of employment opportunities). Extremely high levels of non-monetary poverty in rural areas are explained by the extremely limited access of rural residents to infrastructure facilities, medical, social and educational services.

Currently, the country's population is forced to spend more than half of its funds on food, that is, most households lack resources not only for development, but also for basic household and social services. The dynamics of the increase in the share of expenses for food and payment for housing and communal services indicates a general living standards decrease and negative structural transformations in the consumption of the vast majority of households. It should be noted that in 2019, each Ukraine citizen spent an average of 874 US dollars per 1 person on food and soft drinks. In 2020, this indicator increased to 964 US dollars per 1 person, and in 2021 it reached 1.242 US dollars per 1 person. In addition, the share of food expenses in the total expenses for the residents of Ukraine also

increased. In 2019, it was 39.7 %, in 2020 – 41.2 %, and in 2021 – 41.6 %. For comparison, in the United States, the share of food expenses increased from 6.2 % in 2019 to 6.7 % in 2021 and their actual value is from 2357 US dollars up to 3070 US dollars per 1 person respectively. In Germany in 2019, the share of food costs was 10.8 %, 2. 268 US dollars per 1 person. In 2021, these indicators increased to 12 %, 2.897 US dollars per 1 person respectively. According to the results of 2021, Ukraine took 92 place between Ethiopia (41.3 % of food costs, 245 US dollars per 1 person) and Cambodia (42.7 %, 546 US dollars per 1 person [18], being among the countries where the percentage of expenditure on food is one of the highest. That is why it is extremely urgent to monitor and achieve the declared indicative goal of reducing the share of food expenses in the aggregate expenses of national households (Fig.4).

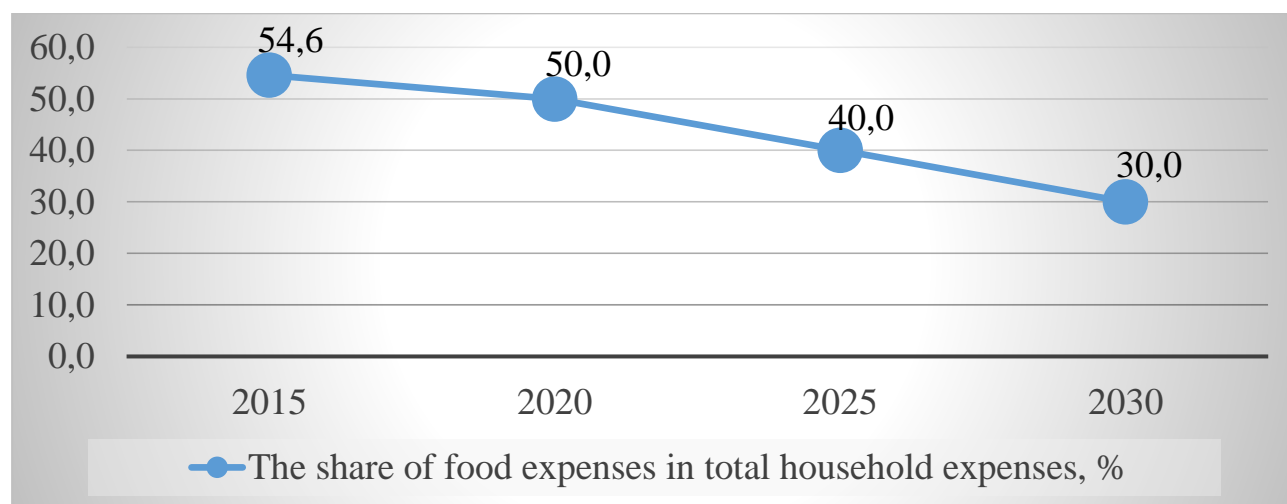


Fig. 4. Dynamics of Share of Food Costs in Total Costs of Households, %

Source: designed according to the data of Ministry of Economy of Ukraine

It is also worth noting that in recent years such phenomena as sudden poverty has appeared (due to the loss of housing, property and sources of livelihood as a result of the armed conflict) and medical poverty (due to illness or inability to receive treatment, purchase medicine). Currently, the vulnerability of almost all population groups to various forms of poverty continues to grow. All the above-mentioned forms of poverty pose new challenges for the national economy

inclusive development because in the short term they cannot be overcome by traditional methods alone (through taxation policy, income redistribution, improvement of labor market policy and social support system). The scale of internal displacement, which is extraordinary for the country, only exacerbates the prevalence of poverty or potential vulnerability to it.

Inclusive economic growth is a prerequisite for poverty overcome. Maintaining a fair balance between economic feasibility and social efficiency is the main challenge for the social support system reformation. The main task of socio-economic changes is the maximum coverage of support for target groups of the most vulnerable population and increasing the level of coverage of the poor population by state social support, that will stop the removal of such population strata from society and involve them in economic processes thereby ensuring the social cohesion of the population.

In order to overcome poverty and ensure inclusive growth of the national economy, it is necessary to comply of the principles of social justice and equality in the distribution of both material goods and economic results, as well as the funds of social support programs, achieving the highest possible level of involvement of the poor population in the state social support system with a simultaneous decrease in the share of the non-poor population among recipients of social programs. It is important to refer to the involvement of non-working able-bodied participants in social programs by using effective tools to bring such groups to the labor market, their involvement in the socio-economic life of the community. It is necessary to create conditions for the growth of financial capacity and inclusiveness of households and expansion of their opportunities for development through a transparent system of social and economic support provision.

Increasing the vitality of all, especially, socially vulnerable segments of the population, which are extremely dependent on the effectiveness of social policy, should occur by promoting equal access to resources and opportunities for development. Creation of conditions for the growth of the financial capacity of

households and reducing the share of food costs in the budget of the average household should expand the opportunities of each individual for development and not only socially provide for certain groups of the population.

Conclusions and prospects of further investigations in this direction. This study illustrates the need to implement an effective state policy of public management and the possibilities of its influence on the dynamic processes of the SDGs achievement, in the social sphere in particular. Solving such a socially sharp issue of poverty overcome can increase the level of communities' cohesion and capacity, reduce stratification gaps and disparities, which will become the basis for the national economy inclusive growth. Therefore, in order to achieve the SDG 1 "Poverty eradication" thereby creating conditions for inclusive growth of the economy systemic reform of the social support sphere is necessary, which involves the achievement of universal recognition social life standards, coverage of the maximum number of vulnerable population with social support ensuring equal access to social services for citizens regardless of social status, state of health, place of residence and income level. In order to ensure the inclusive growth of the national economy, it is necessary to expand access to employment, promote the growth of the population's income from employment and payments in the state social insurance system to ensure the conditions of decent work. It is important to ensure population access to social services regardless of place of residence, to minimize the risks of social exclusion of the rural population and forcibly displaced persons. It is strategic to minimize the risks of poverty and social exclusion of the most vulnerable categories of the population.

Література

1. Kroll, C., Warchold, A., and Pradhan P. Sustainable Development Goals (SDGs): Are We Successful in Turning Trade-Offs into Synergies? *Palgrave Communications*. 2019. Vol. 5 (1): 1 11. DOI:10.1057/s41599-019-0335-5 (дата звернення 28.10.2024).

2. Fukuda-Parr, S. Global goals as a policy tool: intended and unintended consequences. *Journal of Human Development and Capabilities*. 2014. Vol. 15 (2-

3). P. 118–131. DOI: <http://dx.doi.org/10.1080/19452829.2014.910180>(дата звернення 28.10.2024).

3. Quental, N., Lourenço, J. and da Silva, N. Sustainable development policy: goals, targets and political cycles. *Sust. Dev.* 2011. Vol. 19. P. 15–29. <https://doi.org/10.1002/sd.416> (дата звернення 28.10.2024).

4. Kanza Satrio, M., Amar, S. and Aimon, H. Determinants of Inclusive Growth on the Inequality. *Third Padang International Conference on Economics Education, Economics, Business and Management, Accounting and Entrepreneurship.* 2019). P. 138–148. DOI: <https://doi.org/10.2991/piceeba-19.2019.17> (дата звернення 28.10.2024).

5. Georgescu, M., Herman, E. Productive Employment for Inclusive and Sustainable Development in European Union Countries: A Multivariate Analysis. *Sustainability.* 2019. Vol. 11(6). P. 1771 DOI: 10.3390/su11061771 (дата звернення 28.10.2024).

6. Beugelsdijk, S., Schaik, T. Social capital and growth in European regions: An empirical test. *European Journal of Political Economy.* 2005. Vol. 21(2). P. 301–324. DOI: 10.1016/j.ejpoleco.2004.07.004 (дата звернення 28.10.2024).

7. European Commission “Europe 2020: A Strategy for Smart, Sustainable and Inclusive Growth”. URL: <https://eur-lex.europa.eu/legal-content/FR/TXT/PDF/?uri=CELEX:52010DC2020&from=EN> (дата звернення 28.10.2024).

8. Kates, R., Parris, T. & Leiserowitz, A. What is Sustainable Development? Goals, Indicators, Values, and Practice. *Environment: Science and Policy for Sustainable Development.* 2005. Vol. 47. P. 8–21. DOI: 10.1080/00139157.2005.10524444 (дата звернення 28.10.2024).

9. Gupta, J., Vegelin, C. Sustainable development goals and inclusive development. *Int. Environ. Agreem.-Polit. Law Econom.* 2016. Vol.16. P. 433–448. DOI: <https://doi.org/10.1007/s10784-016-9323-z> (дата звернення 28.10.2024).

10. Chaikin, O., Usiuk, T. The Imperatives of Inclusive Economic Growth Theory. *Scientific Horizons.* 2019. No 22(11). P. 3–12. DOI: 10.33249/2663-2144-2019-84-11-3-12 (дата звернення 28.10.2024).

11. Chaikin O. Inclusive growth Flagship initiatives: EU vs Ukraine. *Ekonomika ta upravlinnja APK.* 2020. No 2. PP. 106–114. DOI: <https://doi.org/10.33245/2310-9262-2020-159-2-106-114>

12. Жуковська А. Ю. Інклюзивний підхід до розвитку економіки: генезис виникнення та основні положення. *Вісник Економіки*. 2019. Вип.2. С. 7-23 <https://doi.org/10.35774/visnyk2019.02.007> (дата звернення 28.10.2024).
13. Lim, M., Sjøgaard Jørgensen, P. and Wyborn, C. Reframing the Sustainable Development Goals to Achieve Sustainable Development in the Anthropocene-a Systems Approach. *Ecology and Society*. 2018. Vol. 23 (3). P. 22. DOI: <https://doi.org/10.5751/ES-10182-230322> (дата звернення 28.10.2024).
14. Zinchuk, T. Kutsmus, N., Kovalchuk, O. and Charucka, O. Challenges of Sustainable Development of Rural Economy Management. *Theory and Studies for Rural Business and Infrastructure Development*. 2018. Vol. 40 (4). P. 609–619. DOI: <http://doi.org/10.15544/mts.2018.53> (дата звернення 28.10.2024).
15. Weizsäcker, E., Wijkman, A. Come On! Capitalism, Short-termism, Population and the Destruction of the Planet. *Report to the Club of Rome*. 2018. Springer-Verlag, New York. DOI: <https://doi.org/10.1007/978-1-4939-7419-1> (дата звернення 22.10.2024).
16. Holfelder, A. Towards a Sustainable Future with Education? *Sustainability Science*. 2019. Vol. 14 (4). P. 943-952. DOI:10.1007/s11625-019-00682-z (дата звернення 28.10.2024).
17. United Nations Educational, United Nations Statistics Division. URL: <https://unstats.un.org/sdgs/report/2022/goal-01/> (дата звернення 28.10.2024).
18. United Nations. URL: <https://www.un.org/sustainabledevelopment/education/> (дата звернення 28.10.2024).
19. Ministry of Economy of Ukraine. URL: <https://www.me.gov.ua/?lang=uk-UA> (дата звернення 22.10.2024).

References

1. Kroll, C., Warchold, A., and Pradhan, P. (2019), “Sustainable Development Goals (SDGs): Are We Successful in Turning Trade-Offs into Synergies?”, *Palgrave Communications*, vol. 5 (1), pp. 1-11. <https://doi.org/10.1057/s41599-019-0335-5>.
2. Fukuda-Parr, S. (2014), “Global goals as a policy tool: intended and unintended consequences”, *Journal of Human Development and Capabilities*, vol. 15 (2-3), pp. 118-131. <http://dx.doi.org/10.1080/19452829.2014.910180> .

3. Quental, N., Lourenço, J. and da Silva, N. (2011), “Sustainable development policy: goals, targets and political cycles”, *Sust. Dev.*, vol. 19, pp. 15-29. <https://doi.org/10.1002/sd.416> .

4. Kanza Satrio, M., Amar, S. and Aimon, H. (2019), “Determinants of Inclusive Growth on the Inequality”, *Third Padang International Conference on Economics Education, Economics, Business and Management, Accounting and Entrepreneurship*, pp. 138-148. <https://doi.org/10.2991/piceeba-19.2019.17> .

5. Georgescu, M. and Herman, E. (2019), “Productive Employment for Inclusive and Sustainable Development in European Union Countries: A Multivariate Analysis”, *Sustainability*, vol. 11(6), pp. 1771. <https://doi.org/10.3390/su11061771>.

6. Beugelsdijk, S. and Schaik, T. (2005), “Social capital and growth in European regions: An empirical test”, *European Journal of Political Economy*, vol. 21(2), pp. 301-324. <https://doi.org/10.1016/j.ejpoleco.2004.07.004> .

7. European Commission (2010), “Europe 2020: A Strategy for Smart, Sustainable and Inclusive Growth”, available at: <https://eur-lex.europa.eu/legal-content/FR/TXT/PDF/?uri=CELEX:52010DC2020&from=EN> (Accessed 28 October 2024).

8. Kates, R., Parris, T. and Leiserowitz, A. (2005), “What is Sustainable Development? Goals, Indicators, Values, and Practice”, *Environment: Science and Policy for Sustainable Development*, vol. 47, pp. 8-21. <https://doi.org/10.1080/00139157.2005.10524444>.

9. Gupta, J. and Vegelin, C. (2016), “Sustainable development goals and inclusive development”, *Int. Environ. Agreem.-Polit. Law Econom*, vol. 16, pp. 433-448. <https://doi.org/10.1007/s10784-016-9323-z>.

10. Chaikin, O. And Usiuk, T. (2019), “The Imperatives of Inclusive Economic Growth Theory”, *Scientific Horizons*, vol. 22(11), pp. 3-12. DOI:10.33249/2663-2144-2019-84-11-3-12.

11. Chaikin, O. (2020), “Inclusive Growth Flagship Initiatives: EU vs Ukraine”, *AIC Economics and Management*, vol. 2, pp. 106-114. <https://doi.org/10.33245/2310-9262-2020-159-2-106-114>.

12. Zhukovska, A. (2019) “An Inclusive Approach to Economic Development: Genesis and Key Points”, *Herald of Economics*, vol. 2(92), pp. 7-23. <https://doi.org/10.35774/visnyk2019.02.007>.

13. Lim, M., Sjøgaard Jørgensen, P. and Wyborn, C. (2018), “Reframing the Sustainable Development Goals to Achieve Sustainable Development in the Anthropocene—a Systems Approach”, *Ecology and Society*, vol. 23 (3), no. 22. <https://doi.org/10.5751/ES-10182-230322>.
14. Zinchuk, T. Kutsmus, N., Kovalchuk, O. and Charucka, O. (2018), “Challenges of Sustainable Development of Rural Economy Management”, *Theory and Studies for Rural Business and Infrastructure Development*, vol. 40 (4), pp. 609-619. <http://doi.org/10.15544/mts.2018.53>.
15. Weizsäcker, E. and Wijkman, A. (2018), “Come On! Capitalism, Short-termism, Population and the Destruction of the Planet”, *Report to the Club of Rome*, Springer-Verlag, New York. <https://doi.org/10.1007/978-1-4939-7419-1>.
16. Holfelder, A. (2019), “Towards a Sustainable Future with Education?”, *Sustainability Science*, vol. 14 (4), pp. 943-952. <https://doi.org/10.1007/s11625-019-00682-z>.
17. United Nations Educational. United Nations Statistics Division (2022), available at: <https://unstats.un.org/sdgs/report/2022/goal-01/> (Accessed 28 October 2024).
18. United Nations (2022), available at: <https://www.un.org/sustainabledevelopment/education/> (Accessed 28 October 2024).
19. Ministry of Economy of Ukraine (2017), available at: <https://www.me.gov.ua/?lang=uk-UA> (Accessed 22 October 2024).

Стаття надійшла до редакції 03.11.2024 р.